

Freeway Lace Guild

Charter Chapter of International Organization of Lace,
Inc The guild's purpose:

Promote interest in fine old laces and to preserve them for posterity; study the history lace; learn the names of laces; and hold exhibits.

freewaylaceguild.org

internationalorganizationoflace.org

FreewayLaceGuildnewsletter@gmail.com



Mission Gathering Church

789 N. Altadena Drive, Pasadena, CA 91107

Meetings 3rd Saturday every month, there are two exceptions: Annual Lace Day replaces November meeting and holiday gathering replaces December meeting both are held on the 1st Saturday of the month

OFFICERS

President: Sylvia Fellows

Membership VP: Julia Brock

Program VP: Francesca Moore Miller

Secretary: Lynn Oliver

Treasurer: Louise Rozansky

Historian: Lucie Cofield

Demonstrations: Bill McConnell

Demo Hours: Sylvia Fellows

Lace Day Co-Chairs: Sylvia Fellows,
Maria Provencher
& Louise Rozansky

Newsletter: Francesca Moore Miller

Librarian: Louise Rozansky

Hospitality: Louise Rozansky

Website: Rayne & Lance Wilcox

Social Media- Hoda Mesisamy

Lace Opportunities

Tuesday Lacemakers

Tuesdays 10am -12pm Scandinavian
Ctr., Cal Lutheran University
26 Faculty Road, Thousand Oaks
Sharon S. Mitchell (818) 439-0935

Hedgehog Lace

4th Saturday of the month
Speech & Language Development Ctr
8699 Holder Street, Buena Park
Kathy Lowe 714-474-7498
tgatekeeper1@yahoo.com

Cross-Twisters

Wednesdays 1 pm- 4pm
San Bernardino County Museum 2024
Orange Tree Ln, Redlands
Lolly Kjolsrud (909) 553- 7900

September 2019



President's Message

Hello Lacers!

My, how nice it was to see you all at the last meeting...we really had a good turnout of members. I hope you all enjoyed the little leaf with Idrija tricks that I taught. It seemed to go easily; I know Elbert has finished the one he started at Hedgehogs the next weekend and I've finished my second one to put on the purple patchwork bag.

I've spoken to the folks in charge at the Mission Gathering Church and told them that we can continue to meet in the small room (the Little Villagers room) we met in last month. They're involved in renovation and change of the facility and the "other" church group that meets there can't use the Sanctuary building right now so they need the multi-purpose room we've been in. (It's too big for us right now anyway.) We will have the big room for our Lace Day; I made sure they knew our dates for that....and I'll keep checking back to make sure! I will, eventually, have a key to the Little Villagers room. Someone will let us in this month.

And speaking of Lace Day, it's time to go through your stash o' stuffs and find things that you don't need anymore to donate to our Raffle! Please bring Raffle items to the next two meetings—we'll take anything (almost).

Hope to see you all again this month; in the meantime HAPPY LACING!

Sylvia



**Don't forget to wear
your name tag!**

Minutes

The August 17, 2019 meeting of the Freeway Lace Guild was called to order at 10:41 by President Sylvia Fellows. The nursery seems to be our new meeting space. Nineteen members were present. Thank you to Julia for taking notes in July and Louise for running the meeting. They were approved.

COMMITTEES:

Membership: Julia says no changes since new member last month.

Program: Today is Sylvia leading us through a leaf with Idrija tricks. Fran would like to know what classes you would like in 2020. We always have wonderfulness from Sylvia, Bill, Julia and Lucie, but outside teachers take longer to get. September will feature Elise in place of Kathy. She will do "Repuhado." It's a technique using tin or copper wire and chopsticks for bobbins. The space in the metal is filled with spackle rather than wax. Come see and learn something new! Hoda will do Kumihimo in October in place of Lucie. She will bring the authentic equipment to demonstrate the technique. We may use the available discs from the craft stores using 4-6 or 8 threads. November is our Lace Day. December is our holiday party. Be sure to bring your ornament. Suggestions for 2020 include Maria doing Schneeberger techniques and Lucie knitting with beads.

Treasurer: \$11,116.69 according to Louise.

Library: Louise brought tape, torchon, IOLI *Bulletin*, Russian, Milanese, Lace Express and DVDs. Remember to fill out the library card, put it in the box and put a Grump reminder slip in your book.

Demonstrations: September 7 in Inglewood. Contact Priscilla. Period dress 1840's.

Volunteer Hours: Even though Rosemary Horre is the new SW Regional Director, still turn them in to Sylvia monthly please. Form is in the newsletter. FLG aims for 2000 hours.

Lace Day: Theme is Cat & Mouse, following last year's Cat & Canary. Registration is expected at about 60-70. We need to confirm with Pastor Rich that we need Fellowship Hall for that date. There seems to be problems with the new key to the nursery. Teachers are needed for the mini classes; Julia-needlelace, Susan B-hardanger, Sylvia, Bill. Joanne will man the Consignment table but ALL ITEMS NEED TO HAVE A STICKER WITH YOUR INITIALS AND THE PRICE AND IT NEEDS TO CORRESPOND WITH THE NUMBER ON THE CONSIGNMENT SHEET THAT YOU FILL OUT PRIOR TO LACE DAY. If she doesn't have that info, the table cannot open.

Historian: Lucie is trying to find a new way to store the pictures, etcetera.

OLD BUSINESS

Hoda reviewed the procedure for posting pictures to The Freeway Lace Guild Insta-Gram account. 1-Take a picture of the lace. 2. Attach your name (it can be an "alias") and the date of the lace. 3. List the type of lace and any other brief information about it you wish to share. 4. TEXT this to Hoda at 213-281-8140 for the best resolution or you may email it to hodaemail@yahoo.com. If you want to see the results you need to download the Insta-Gram app but you do not need the app to send her the info. Anyone searching Insta-Gram for lace will be directed to the pictures. If they click on the pictures the information about the lace will come up along with the name of the person who sent it. The viewer can post a "like" or a response if they want or share it. Hoda is generously doing all the work to maintain the account, so send her your pictures people! Think of it as a digital Show 'n Tell.

ANNOUNCEMENTS

◆ Hedgehog Lace-In September 7-8 still has openings. ◆ 14th Annual Winter Lace Registration opens October 1. It's Presidents Weekend 2020. Go online for the brochure. Teachers will be Louise Colgan, Susie Johnson, Carolyn Wetzel, Bobbi Donnelly and Elizabeth Peterson. Pre-conference classes will be offered. ◆ Sylvia and Susan T. went to a lace retreat in Kansa. for one week. The flooding was terrible. ◆ Sylvia, Julia, Elbert, Fran and Maria attended IOLI in Spokane. ◆ Sylvia's book should be out by Christmas or January. Proceeds will benefit the Lace Museum. ◆ The Hensels have two new DVDs; *Color in Beds with Jean Leader* and *Spangling the Springett Way*. The latter is a new format of the old video for those who love midlands bobbins.

SHOW 'N TELL

Sylvia-Multi color torchon tie or lappet, the five-braids necklace by Ulrike Volker that she will be teaching at the Lace-In. It's great for beginners.

Susan T.-Her "4-bookmark" ornament (NOT giving it away! A lot of us had that reaction.), the whole stitch swan with invisible endings, Hungarian #3 from Louise Colgan and bracelets done in a beading class.

Julia-Blue Russian necklace, rose gold wire heart pendant from Belinda Belisle's class, dimensional Rosa Libra flower and leaf set with butterfly from IOLI, Color in Beds piece, Idrija black and silver necklace, and CD with patterns from IOLI.

Lucie-Her kitchen is done! Cleaning house. Her grandmothers pink bedspread with machine lace edging, linen dress with lace, orange pillowcase with bobbin lace and a round doily with bobbin lace edging.

Kathy-7 cards with fine antique lace samples in Bruges and duchess, album from Tonder Lace Festival.

Susan B.-Grandmother's batiste blouse with lace from 1800's, square lace tablecloth, lace shawl with a needlerun design, black runner or shawl of machine lace made in strips and sewn together.



Elise-Black tatted bracelet, notebook from lace course in Belgium.

Maria-US map from OIDFA Conference with lace motifs. She was returning the lace. Grey birthday shawl in Russian lace from Russia.

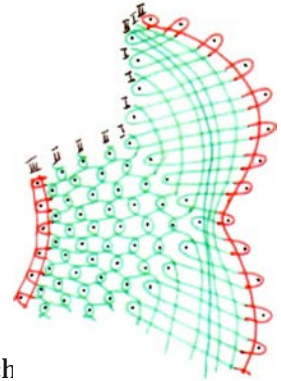

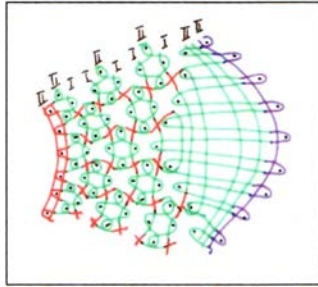

The meeting was adjourned at 11:48 to lunch. Also the Narthex was open and we were allowed to see the fabulous art display that members enjoyed last month along with an art studio with works (please see Caitlyn for details on the artists), followed by Sylvia's Leaf with Idrija Tricks class.

Submitted,
Lynn L. Oliver, Secretary

SHOW 'N TELL



September Program~ UFO with Maria



Materials

1/2 stitch UFO: This is a great piece for those that could use more mastering of the 1/2 stitch

18 pairs total need 2 shades of Moravia 40/2 or Barkonia 50/2, Lizbeth 40/2 is OK too

16 pairs in the lighter color w/ 1/ 1/2 yards per bobbin wound in pairs

and two pairs darker for the contrast with 2 1/2 yards per bobbin also wound in pairs

More Advanced pattern is with Rose ground and there is an opportunity to learn more than one type of Rose ground you again need 18 pairs and you have two choices

1. 5 pairs dark and 13 light wound with 1 1/2 yards per bobbin on all the bobbins except the weaver pair which will have 3 1/2 yards per bobbin this will be one of the darker pairs.

2. 2 pairs of Metallica or contrasting color (Idrija Metallic works well)

16 pairs in white or a light color of your choosing same thread as above

For either project

You should have about .65 pins in about size 26 or 27 or 1 1/16 inch or a bit longer if you like but that you can press all the way down in your pillow

Two cover cloths pin pusher

Some larger divider pin

Film to cover your pattern

Pattern pricking will be supplied at class

Future Programs- Please remember class fee is only \$5.00 payable to the instructor.

September – UFO with Maria

October – Knitting with Lucie Cofield

November - Lace Day

December - Holiday Party - Pot luck

Note from Program Chair: We want to be courteous to our teachers, whether we take the class or just the patterns and instructions that we pay for their time and effort of putting together the class.

Demonstration Opportunities: Please contact Mr. Bill McConnell with any opportunities for lace demonstrations:
traumadr@verizon.net / 626-966-4763



Freeway Lace Guild 5 yards Club

The 5 yard Club Challenge is still going on! Get those bobbins moving; are you ready to receive a certificate and commemorative bobbin? This opportunity is open to all members, let's see who is next???

Consignment Table Inventory Sheet

Freeway Lace Day 2019

Date: _____

Consignee Name: _____ **Phone:** _____

Consignee

Item #	Item Description	# Given	Unit \$	# Sold	Total \$	# Returned
1						
2						
3						
4						
5						
6						
7						
8						
9						
10						
11						
12						
13						
14						
15						
16						
17						
18						
19						
20						
TOTAL Amount Sold						
LESS 15% Consignment Fee to FLG						
AMOUNT OWED CONSIGNEE						

Inventory Reconciliation done by: _____ Consignee Paid by: [] Cash [] Check # _____

Signature
for
Payment
Receipt: _____

Freeway Lace Guild's 35th Annual Lace Day November 2, 2019



Raffle, Fun, Food, Good Friends

- Mini classes will be taught by experienced member lace makers •

Please send the pre-registration form so that we will have supplies prepared for you

Mail to:

Lucie Cofield 1904 N. Roosevelt, Altadena, CA 91001 (checks payable to: Freeway Lace Guild)

35th Annual Lace Day Registration Form (one registration per form please)

Name _____

Address _____

e-mail _____ Phone () _____

Pre-Registration @\$5.00 (includes goodie bag-with pre-reg only) _____

Commemorative Bobbin @ \$15.00.....Midlands _____ or Danish _____

Sandwich Lunch (+ chips & drink) @ \$8.00..... Turkey _____ Cheese _____

Ham _____ Total payment enclosed \$ _____

Please register me for free mini workshops: (Limit 3) Bobbin Lace _____ Needle Lace _____
Shuttle Tatting _____ Needle Tatting _____ Candlewicking _____ Hardanger _____ Netting _____

Tell us what you want:

Demonstration Hours

Date	Location	Demo Hrs	Prep	Travel	Teaching	Paperwork	Sample making	Guild Business

Turn in your hours to Sylvia at every meeting

Freeway Lace Guild

2019 Membership Form (January 1 to December 31, 2019)

Name _____

Address _____

City _____ **State** _____ **Zip** _____

Phone _____ **Email** _____

New Member Renewal **Birthday: Month** _____ **Day** _____

Yes, I give permission to include my photo in monthly newsletters & annual roster booklet.

2019 Membership dues are \$15. Additional members per household \$5 each; \$25 max

Please return this form along with your check payable to Freeway Lace Guild to:

Freeway Lace Guild C/O Julia Brock

4928 Rodeo Rd IOLI Member? Yes No

Riverside, CA 92504 Check # _____ **Rec'd by** _____ **Date** _____

Please send my newsletter by: e-mail postal mail