

# Freeway Lace Guild

## Charter Chapter of International Organization of Lace, Inc.

The guild's purpose:

Promote interest in fine old laces and to preserve them for posterity; study the history of lace; learn the names of laces; make laces; and hold lace exhibits.

[freewaylaceguild.org](http://freewaylaceguild.org)  
[internationalorganizationoflace.org](http://internationalorganizationoflace.org)

February 2015

Meetings are held from 9:30 AM to 3:00 PM on the third Saturday of the month at:

### **Pasadena Christian Church Pasadena Christian Church**

789 N. Altadena Drive, Pasadena, CA 91107

There are two exceptions: Annual FLG Lace Day replaces the November meeting and the December meeting is held on the first Saturday of December.

### **OFFICERS**

**President:** Julia Brock Membership

**VP:** Heidi Petersen

**Program VP:** Sylvia Fellows

**Secretary:** Lynn Oliver Secretary:

**Treasurer:** Louise Rozansky

**Historian:** Lucie Cofield

**Hospitality:** Heidi Petersen

**Demonstrations:** Bill McConnell

**Demo Hours:** Rita Taylor

**Lace Day Co-Chairs:** Julia Brock, Joanne  
Andre and Maria Provencher

**Librarian:** Vibbs Clausen

**Co-Librarian:** Betty Jo Emler

**Website:** Rayne & Lance Wilcox

**Newsletter:** Francesca Moore Miller

### **Lace Opportunities**

#### **JoDee Kane's Bobbin Lace Class**

Thursdays from 6:00 p.m. to 9:00 p.m.  
at the Cabrillo Lane Education  
Center, Cerritos, CA.

**Tuesdays with Vibbs** 10:00am – 12:00pm  
Scandinavian Center

26 Faculty Road Thousand Oaks, CA 91360

#### **Hedgehog Lacers**

4<sup>th</sup> Saturday of month 10:00am-3:00pm  
Speech & Language Development Center  
8699 Holder St. Buena Park, CA 90620

#### **Moonlight Lacers Guild**

Meetings 1<sup>st</sup> Monday of each month from  
7:00 pm-9:00 pm. various locations  
Contact: Gail Stone (818) 367-9611

#### **Cross-Twisters**

Every Wednesday from 1:00-4:00  
San Bernardino County Museum,  
Redlands, CA  
Contact: Lolly Kjolsrud (909) 886-8697



What a nice turn-out for the January meeting. It was great to see many back from trips and feeling better. It was a wonderful that Marilyn was well enough to come. Thanks to Heidi and all who brought food for the refreshment table.

It was fun to see our newest young lace makers, (from the UK) Alice and Grace again. They even brought Mom, Dad, Grandma and the new baby brother. With new pillows and thread, they had a great time with Lillian and Catherine.

Thanks to Bill for his innovative class on Doilies in color. I loved the way they changed. I hope to show some of my crochet friends how it was done.

Next month we will have a class on making bracelets. I will show a few different ways to adapt bookmarks to make them wearable.

We made money on Lace Day this past year. We will return to Torrance this year on the 7th of November 2015. Those wanting to change venues for 2016, please contact Lucy with information on possible venues.

Our meeting February 21st will not conflict with Winter Lace retreat February 13-16, so I hope to see many of you twice in February.

Hugs, Hearts and Lace,  
*Julia*

## MINUTES

President Julia Brock called the January 17, 2015 meeting of the Freeway Lace Guild to order at 10:30. She welcomed new member Gaylene Jones. The minutes were approved as printed.

### COMMITTEES

**Membership:** Heidi announced 34 renewals and 6 new members. Membership forms have been in the last two newsletters. Please update any information and return it to Heidi ASAP so the directory can be completed.

**Program:** Sylvia has reconsidered and will continue in the position of Vice President Programs. She has surgery scheduled in February to repair a hernia. January-Bill McConnell will offer a program in shading. February-Julia Brock will present a bobbin lace bracelet class based on the edgings offered online by Lia Baumeister Jonker and friends. Let Julia know which of the three designs you are choosing so that she can have a pricking ready. Janice Blair has also agreed to do a program for us this year.

**Library:** Vibbs brought the new Lace Express with Santa on the cover. If you start now you can have it done by the holiday. The library has three new books; The Technique of Tape Lace, The Technique of Tonder Lace, and Barjac Ombree by Ulrike Voekler. Members of IOLI should be receiving the current issue of the Bulletin soon with Prez Julia's award winning design on the cover. There is an accompanying article explaining how she developed the piece of lace along with instructions. Both Vibbs and Betty Jo brought library books to peruse.

**Demonstrations:** Bill has no new ones.

**Demonstration Hours:** Rita brought the book. Remember not to wait until the last minute to turn them in. Also, be sure to total up the columns periodically.

**Treasurer:** Louise says we have a balance of \$13,268.44. Lace Day landed in the black thus far with \$445.07. Some items are yet to be figured in. She did a wonderful spreadsheet for Lace Day to help us track the numbers.

**Lace Day:** Scheduled for our usual date of the first Saturday in November, November 7, 2015. The \$500 deposit is due. No workshops are currently scheduled. Winter Lace will take place over Presidents' weekend in February. Check their website for a list of classes and openings.

### NEW BUSINESS

Heidi needs contact information for a new member. Maria had copies of a Spanish lace magazine, Vuelta y Cruz. Members voted to have Vibbs buy 6 issues for the library for \$50 out of the library funds.

### ANNOUNCEMENTS

Marilyn's back! Hurray. It is good to see her out and about after difficulties all last year with her knee replacement. Last chance to have an opportunity to work on Eva's granddaughter's wedding garter; wedding is next month. Betty Jo brought the remainder of FLG member Doris Henry's items; funds raised will go towards an endowment of her lace collection. Our new young lace makers, Grace and Alice Ryan returned and brought baby brother Patrick who arrived a bit early!

### SHOW 'N TELL

**Betty Jo-** In preparing to sell her house discovered an old issue of McCall's from her mother. It contained a bobbin lace article.

**Julia-**three bobbin lace bracelets, crocheted minions and knitted winter hats.

**Susan-**surprises from an old friend; lace yardage, #300 thread, bobbins large and small, books on Battenberg and Point Lace, How to Make Bobbin Lace by Maidement, and old tools. Her husband had her hardanger star framed (lovely) and she made a lace ribbon.

**Sylvia-**Idrija edging and several variations of kumihimo projects.

**Lucie-**knitted cable sweater

**Maria-**the ribbon roll from Ulrike and Elizabeth is doing well with her purple butterfly.

### ADDITION

Julia presented board members absent last month with a thank you for their dedication and hard work: Louise-FLG tote bag, Rita-lace bobbin, Sylvia-Lace bobbin.

The meeting was adjourned at 11:15. Members took a break for lunch and then pried secret techniques out of Bill in his terrific shading class.

Submitted,

Lynn L. Oliver,  
Secretary


# Show N' Share



Maria & young Lacers



Young Lacers



Finished Christmas tree



Lucie & Young lacer



Alan's blue quilt



Sylvia's jewelry & Idrija



Julia's necklace



Finished garter




Betty Jo's baby blanket



Hat & booties



Maria's rib & roll




Susan's wedding gift



Julia's minion's



Eva's pillow with garter



Lucie's sweater



Sylvia & Bill with crochet lace

## Sylvia's Space

Do you have ideas to share with the guild? I know that we have some very talented people in our guild that can help with programs. If you have any questions ask or call Sylvia 714-501-9864 *Thanks!*

### **Future Programs (all classes \$5)**

February 21, 2015- ***Bookmarks to Bracelets***



Supplies: Bobbins, thread, findings and any beads you may want to use.

#### **Scalloped bracelet:**

12 prs wound with 1 yard each tatting 70 or 80 I used 2 different colors of 6 of each 18-20 small beads or 4-5 medium beads.

#### **Guipure bracelet:**

12-14 pairs wound in 1 yard each tatting 70 or 80 I used 3 colors, 6 of each blue and 2 white weavers as contrast 12 - 14 small or medium beads.

#### **Roseground bracelet:**

10 pair wound in size 8 or 12 crochet cotton, 1 pair metallic gimp size 5

#### **Alternate easier:**

8 pair in primary color for roses, 4 pair metallic or contrasting color. Crimp findings or 4 to 5 bars for endings. Alligator clasps or magnetic clasps.



I will have surgery on Feb. 17 to correct a hiatal hernia. Julia will be teaching a class on Bobbin Lace Bracelets, so contact her for the particulars. I doubt that I will be able to be at the meeting, but who knows...probably not. I'll miss you all.

Thank's

*Sylvia*

### **Demonstrations:**

No upcoming events. However Mr. Bill would like to you be ready with your period costume for the moment's notice of an opportunity!!



## Membership

Many, many thank-yous to all of you who have turned in your registration renewals, and a very special welcome to our newest members....

Janice Blair  
Katie Cannon  
Gaylene Jones  
Sharon Lienemann  
Peggy Oberg  
Grace and Alice Ryan

If you haven't had a chance yet, please register by our February meeting (2/21) to be included in this year's roster.

## Member of the Month....

### Betty Jo Emler



Betty joined some 26 years ago, during the summer of 1988! ... which makes her a terrific resource of our guild history! It's amazing all the things she is able to remember.

She was a committee member of the 1992 IOLI Convention, was our Treasurer for several years, Lace Day Chairperson at least twice, the designated teacher for beginners at meetings, as well as a teacher of a few workshops.

Betty Jo loves bobbin lace, the history of lace and teaching lace. She also does a lot of knitting and crocheting between bobbin lace projects. Her most valued claim to fame is that she has -seven great-grandchildren, ages one to ten

years! She has done great "play-by-plays" on SoCal locales and places she has lived over the 30 years she has been driving to Freeway Lace Guild meetings. "We never get lost, but we've have some interesting adventures along the way."

## Freeway Lace Guild 2015 Membership Form (January 1 to December 31, 2015)

Name \_\_\_\_\_

Address \_\_\_\_\_

City \_\_\_\_\_ State \_\_\_\_\_ Zip \_\_\_\_\_

Phone \_\_\_\_\_ Email \_\_\_\_\_

New Member     Renewal    Birthday:    Month \_\_\_\_\_ Day \_\_\_\_\_

Yes, I give permission to include my photo in monthly newsletters & annual roster booklet.

2015 Membership dues are \$15. Additional members per household \$5 each; \$25 max  
Please return this form along with your check payable to Freeway Lace Guild to:

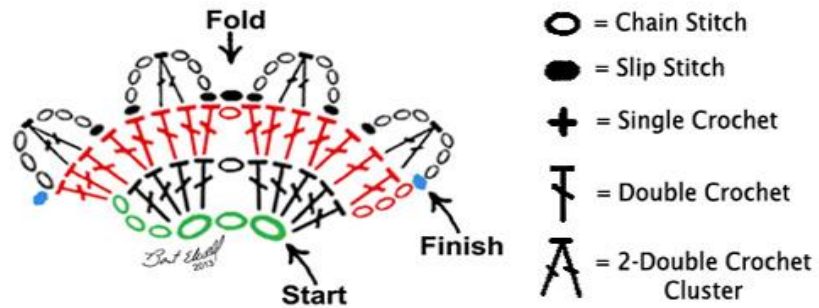

Heidi Peterson  
7540 Dunbarton Avenue

Please send my newsletter by:     e-mail     postal mail  
IOLI Member?     Yes     No

Los Angeles, CA 90045

Check # \_\_\_\_\_ Rec'd by \_\_\_\_\_ Date \_\_\_\_\_

## Heart Bookmark Bart Elwell 2013



Once the slip stitch at the 'Finish' has been made, fold the heart over on itself at the fold line. Slip stitch the two sides together at the blue slip stitch on the opposite side and then slip stitch or whip stitch the straight edges together down to the original foundation chain. Finish ends.

After completing the heart, open the top edge and add a dot of hot glue. Then insert the end of the ribbon. This sample was made with size 30 thread and has an 11" ribbon.

It is a great goody bag gift. The hearts can also be used on the ends of package ribbons, pony tail ties, ribbon wrist bracelets, ties for jam jars...

### The Pacific Northwest Lace Conference Committee

cordially invites you to attend our upcoming Conference  
at George Fox University in Newberg, Oregon June 18-21, 2015.

- \* 15 hours of classes, Saturday Lace Day, great teachers, vendors, lace contest with conference theme and original design, raffles, goodies, and name tag contest
- \* 6 hour classes on Thursday, Friday and 3 hours on Sunday
- \* Vendors, mini classes, activities, and buffet banquet on Saturday
- \* Teacher Bios, Class information, Registration information, Tentative Schedule, and more on our website at [portlandlacesociety.com](http://portlandlacesociety.com)
- \* Downloadable PDF's and other promotional information are available on the website

Questions, Comments, Concerns: For information, check our website at [portlandlacesociety.com](http://portlandlacesociety.com) Or if you have questions email Jackie at [jackienissen@comcast.net](mailto:jackienissen@comcast.net), or call Jackie at 503-538-8407

#### Our Teachers and Classes:

- Dagmar Beckel-Machyckova** Contemporary Lace Scarf  
**Louise Colgan** Milanese Lace  
**Kim Davis** Wire Lace  
**Lynda Libby** Continuing Skills in Bobbin Lace: Where do I go from bookmarks?  
**Ally Margucio** Idrija  
**Maria Provencher** Tape Laces: Russian, Schneeberger and more  
**Elizabeth Peterson** Bed and Bucks  
**Sally Schoenberg** Flanders/Binche  
**Nancy Evans** Needle Lace  
**Elena Dickson** Knotted Lace featuring Butterflies and Flowers  
**Venessa Godfrey** Tatting Treasures  
**Galina Khmeleva** Fundamentals of Orenburg, Intarsia Lace, Russian Style  
**Sylvia Murariu** Romanian Point Lace